

# Awesome ALPHABET Collection



available  
on dvd  
MAY 7th



## CARD • CUTOUTS

### Alphabet Mini Cards

Practice the alphabet with these fun letter cards!



Photography by Sesame Workshop

# Awesome ALPHABET Collection



available  
on dvd  
MAY 7th



## CARD • CUTOUTS

### Alphabet Mini Cards

Practice the alphabet with these fun letter cards!



Photography by Sesame Workshop

Awesome ALPHABET  
Collection

available  
on dvd  
**MAY 7th**



## BUILD • A • BOOKMARK

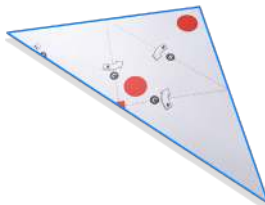
## Fold Your Own Bookmark

Follow the directions below to create a fun face bookmark for your favorite storytime read!


- 1** Cut along the **RED** line.  
Lay paper on flat surface.



- 2** Mountain fold along line **A**, forming a triangle. Lay paper flat, with the big **ORANGE** dots facing up.




- 3** Valley fold along line **B** (just the top sheet) so the two **ORANGE** dots meet.



- 4** Valley fold along the the two lines marked **C**, to make a square.



- 5** Tucks points **D** and **E** into pocket by making mountain folds along the two lines marked **F**.



- 6** Flip paper over. Fold in half, tucking point **G** into pocket.

All About  
Folds:

Dashed Lines  
-----  
mean make a  
**MOUNTAIN** fold



Dotted lines  
.....  
mean make a  
**VALLEY** fold



# Awesome ALPHABET Collection

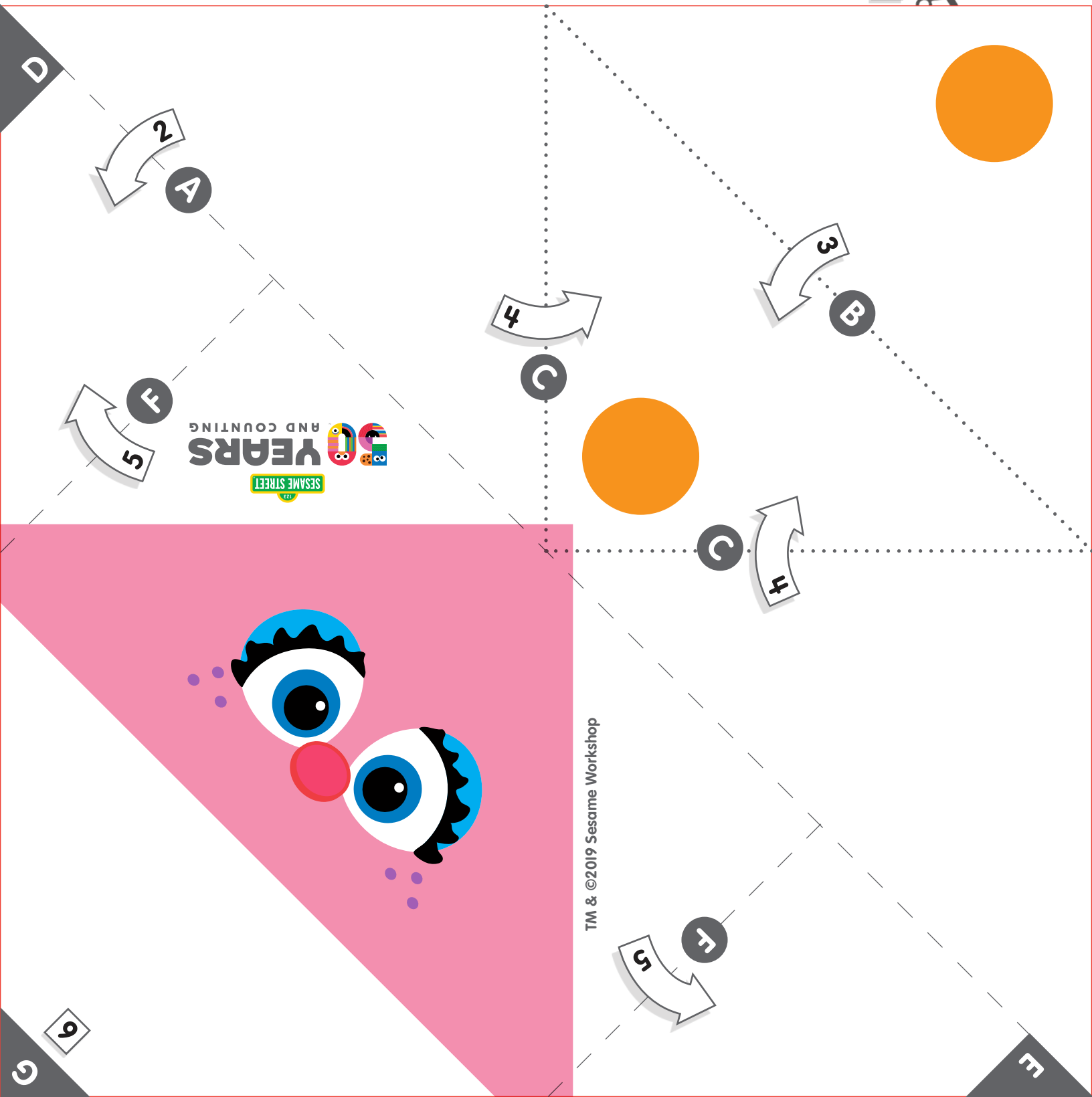


available  
on dvd  
MAY 7<sup>th</sup>



BUILD • A • BOOKMARK

## Abby Cadabby



SESAME STREET  
50 YEARS  
AND COUNTING

TM & ©2019 Sesame Workshop

# Awesome ALPHABET Collection

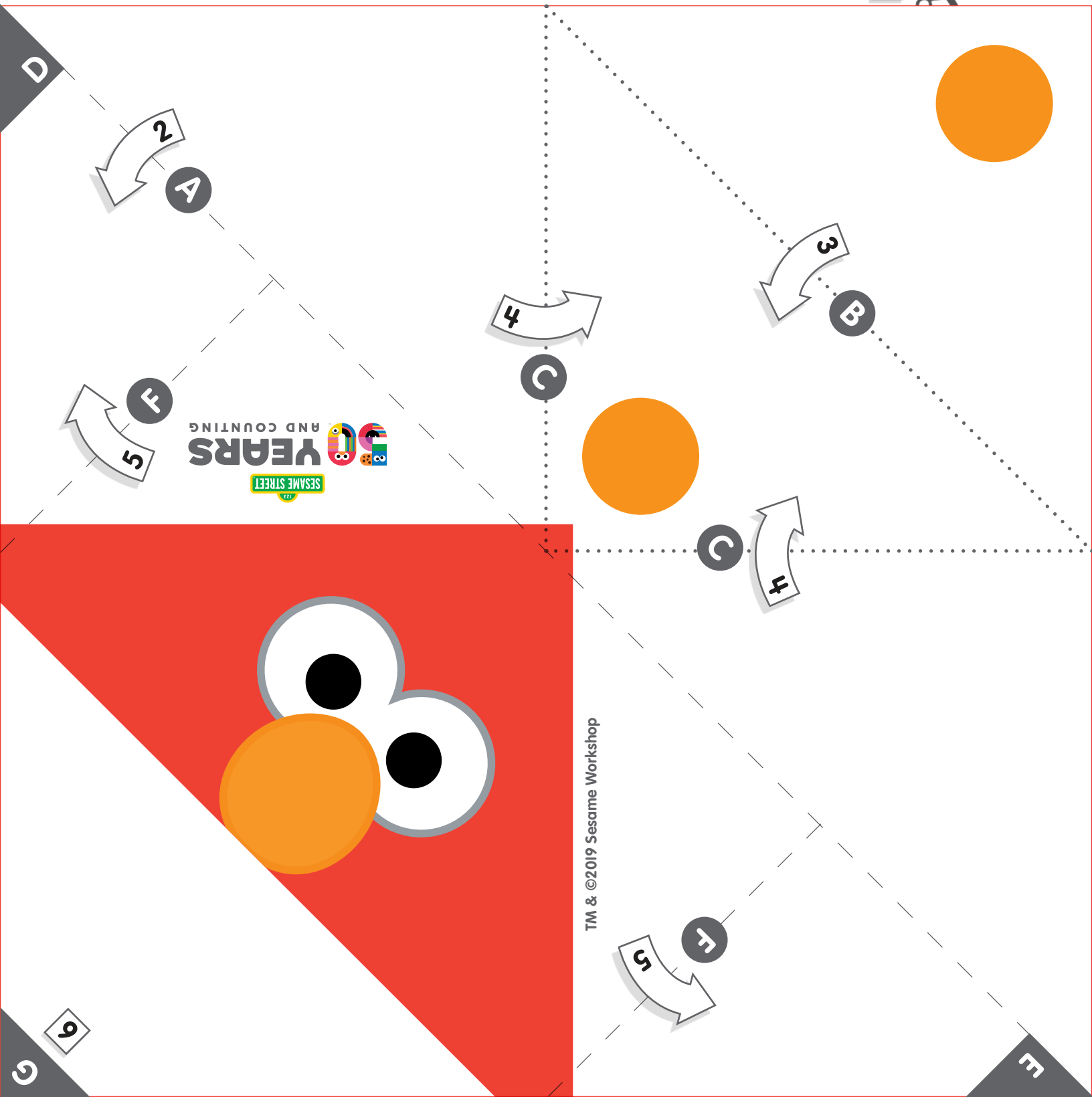


available  
on dvd  
**MAY 7<sup>th</sup>**



BUILD • A • BOOKMARK

Elmo



TM & ©2019 Sesame Workshop

Awesome ALPHABET  
Collectionavailable  
on dvd  
MAY 7<sup>th</sup>

## DRAWING

**Bert Starts with the Letter B**

Draw something that begins with the first letter of *your* name!




Illustration by Sesame Workshop

## COLORING

### Color by Letter

Say the name of each letter you see. Color the spaces using the color key.

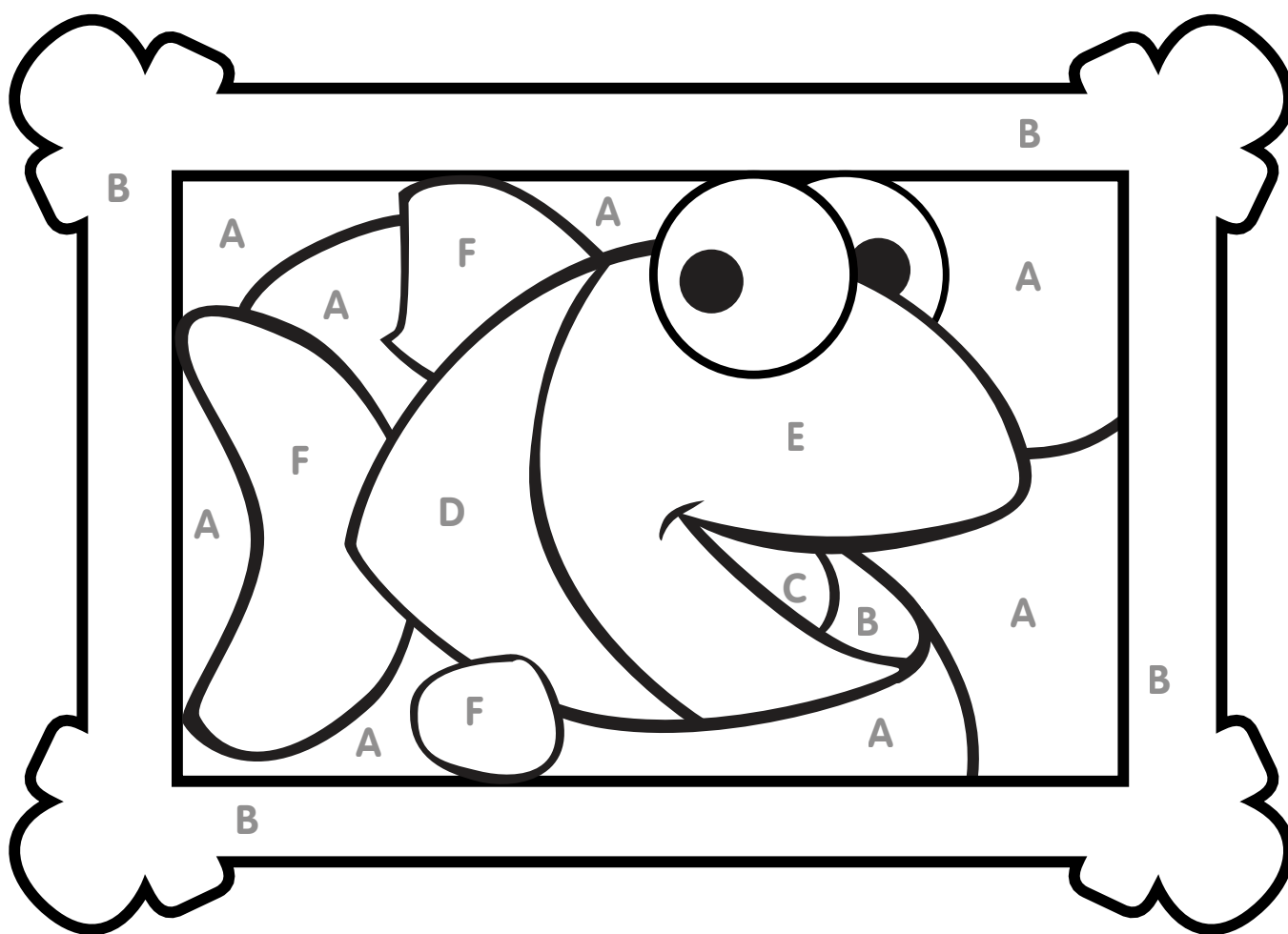



Illustration by Sesame Workshop

## ACTIVITY

### Dot to Dot

Draw a line to connect the dots from A to O to see who wants to be your friend.  
Then color the picture.



## ACTIVITY

### Letter Tracing

Say the name of each picture. What letter does it begin with? Trace the letter!

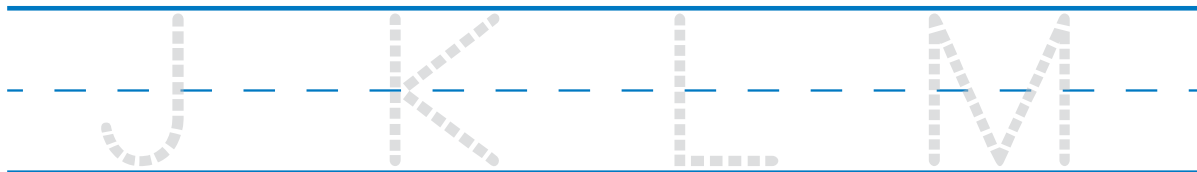
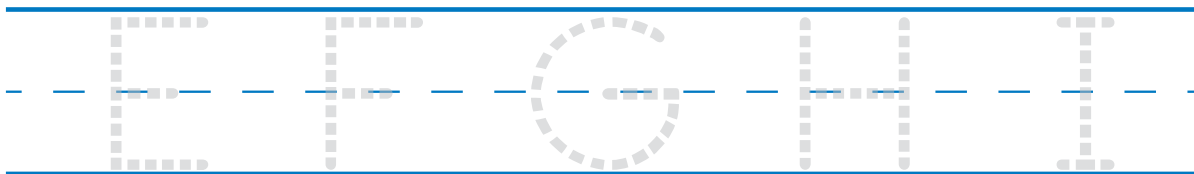


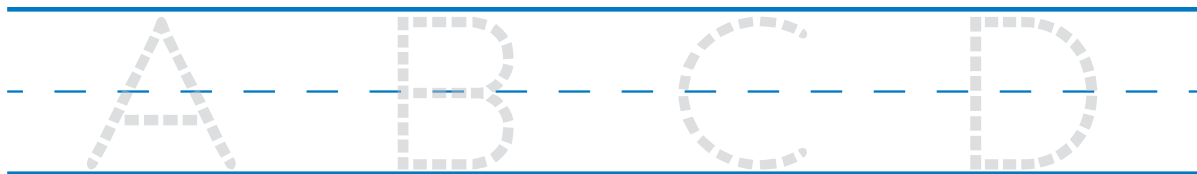


Illustration by Sesame Workshop

## ACTIVITY

### Letter Tracing

Say the name of each picture. What letter does it begin with? Trace the letter!

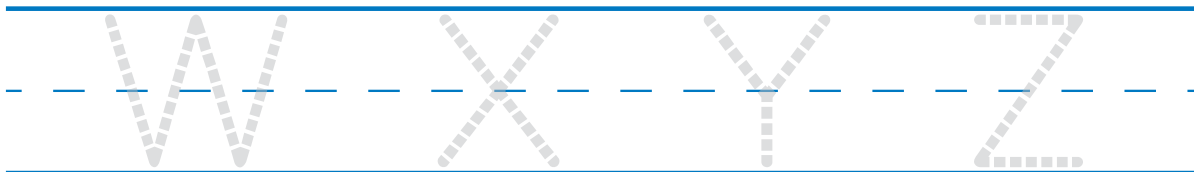

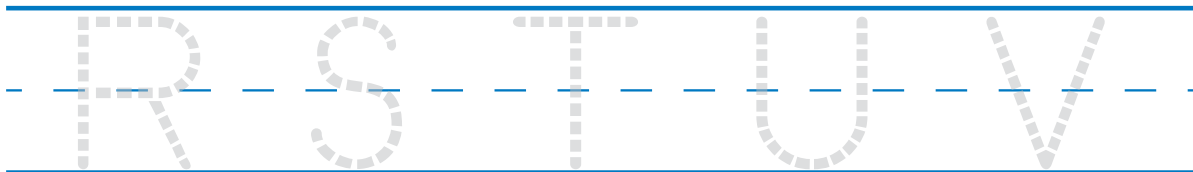
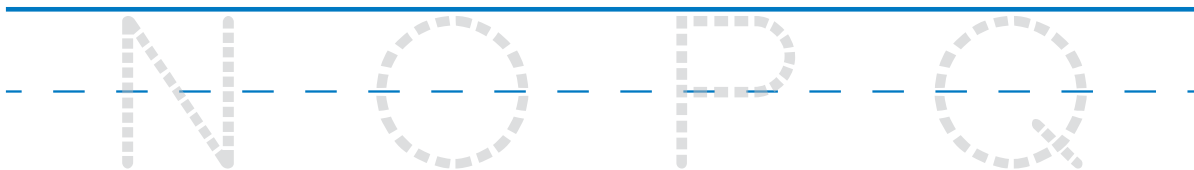



Illustration by Sesame Workshop

ACTIVITY

# Alphabet Search

Can you find all the letters of the alphabet in this picture?




Illustration by Sesame Workshop