



Learning to Cook Journal

Belongs to:



Year:



Measurements



Sugar & Spice



Conversions



Flour	
1 Cup	125 Grams
1/2 Cup	62 Grams
1/3 Cup	42 Grams
1/4 Cup	31 Grams
1 Tablespoon	8 Grams

Sugar	
1 Cup	200 Grams
1/2 Cup	100 Grams
1/3 Cup	67 Grams
1/4 Cup	50 Grams
1 Tablespoon	12 Grams

Butter	
1 Cup	227 Grams
1/2 Cup	113 Grams
1/3 Cup	75 Grams
1/4 Cup	57 Grams
1 Tablespoon	14 Grams

Milk, Water & Oil	
1 Cup	240 ml
1/2 Cup	120 ml
1/3 Cup	80 ml
1/4 Cup	60 ml
1 Tablespoon	15 ml

Temperature °F to °C	
275 °F	140 °C
300 °F	150 °C
325 °F	165 °C
350 °F	180 °C
375 °F	190 °C
400 °F	200 °C
425 °F	220 °C
450 °F	230 °C



Recipes

Recipe: _____

Ingredients

Directions

Recipe: _____

Ingredients

Directions

Recipes

Recipe: _____

Ingredients

Directions

Recipe: _____

Ingredients

Directions

My Favorite Recipe



A large rounded rectangular box with a red, teal, and white plaid border. Inside the box are ten horizontal blue lines for writing.

I have Learned...



A large rounded rectangular frame with a red, teal, and white plaid border. Inside the frame, there are ten horizontal blue lines for writing. A yellow chef's hat is in the top-left corner, and a cartoon girl with curly brown hair wearing a white chef's hat and holding two yellow muffins is in the bottom-right corner.

Favorite part of learning to cook

A large, rounded rectangular frame with a decorative border of red, white, and teal diamond and circle patterns. Inside the frame are ten horizontal blue lines for writing.



Notes



A large, rounded rectangular area with a red, white, and blue plaid border. Inside, there are ten horizontal blue lines for writing. In the top right corner, there is an illustration of a wooden spoon and a white spatula. In the bottom left corner, there is an illustration of a smiling chef wearing a white hat and a red apron, holding a wooden tray with a carrot.

Introducing Chef



Insert Your Picture Here

